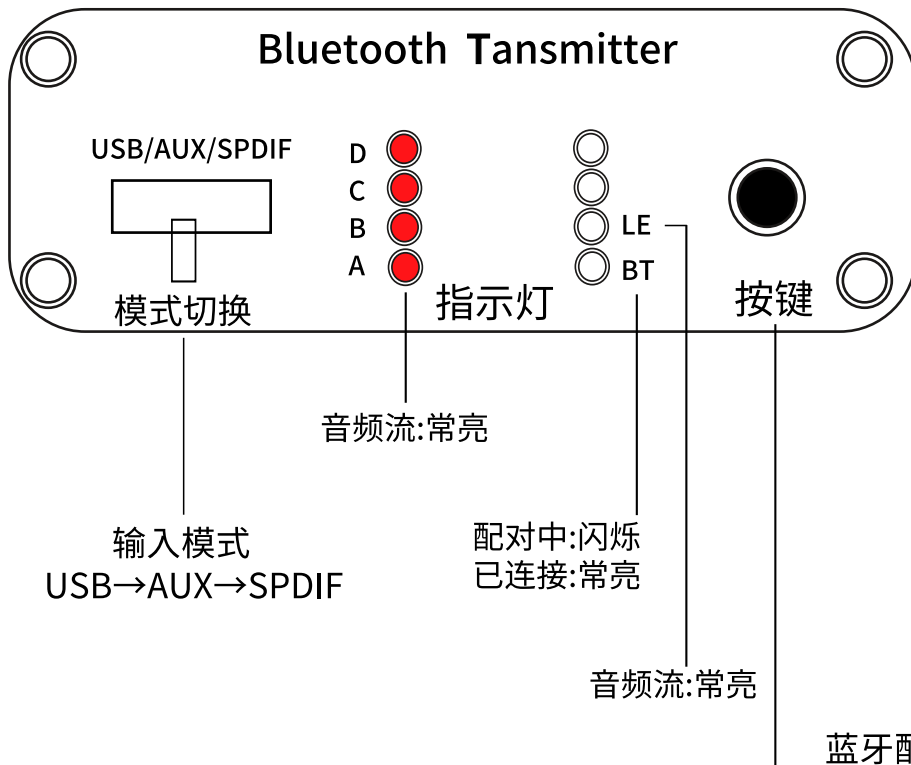


TX Ultra

User Manual



指示灯协议表:

A=APTX

B=SBC

C=AAC

D=LDAC

A+B=APTX-HD

A+C=APTX-ADAPTIVE-LL

A+D=APTX-ADAPTIVE-HQ

A+B+C=APTX-LOSSLESS

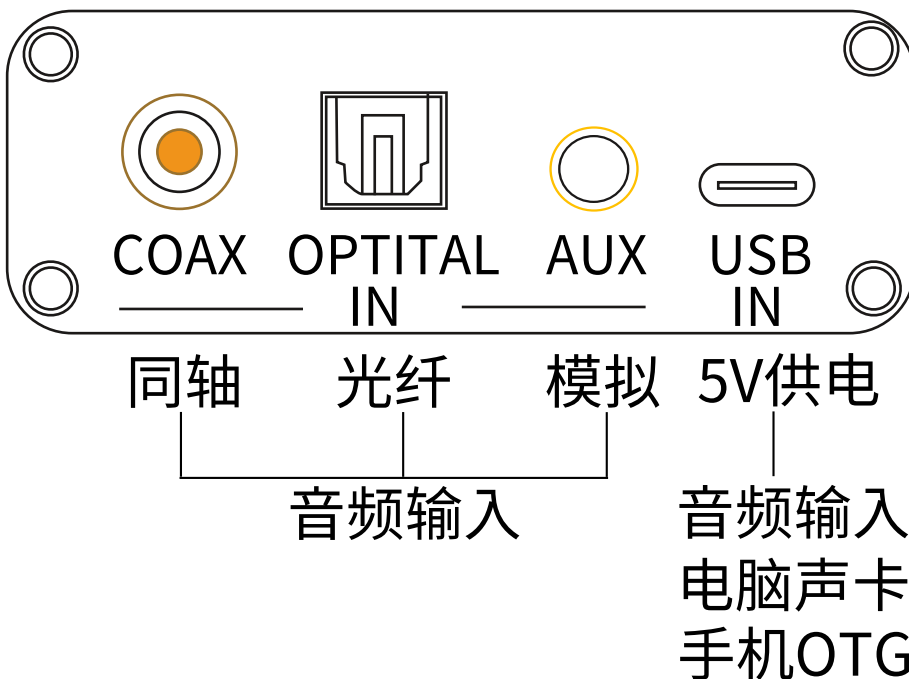
A+B+D=APTX-LL

输入模式
USB→AUX→SPDIF

蓝牙配对：单击
切换协议：双击
还原重置：长按5S
切换BT/LE模式：5击

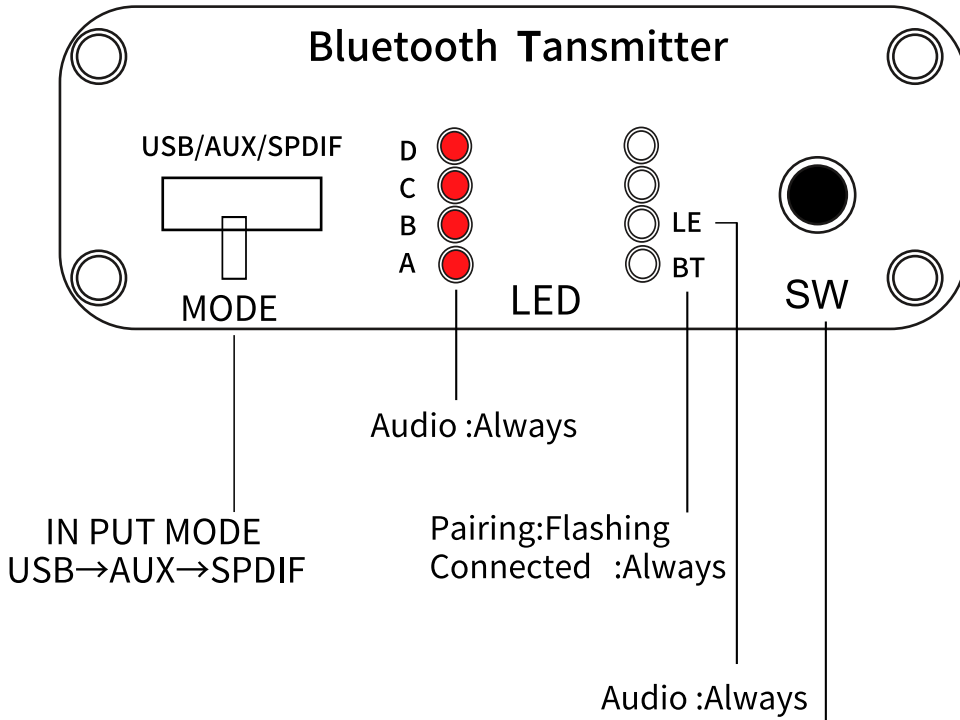
Tips :

SPIDF模式下同轴优先



TX Ultra

User Manual



LED Code Table:

A	=	APT-X
B	=	SBC
C	=	AAC
D	=	LDAC
A+B	=	APT-X-HD
A+C	=	APT-X-ADAPTIVE-LL
A+D	=	APT-X-ADAPTIVE-HQ
A+B+C	=	APT-X-LOSSLESS
A+B+D	=	APT-X-LL

INPUT MODE
USB→AUX→SPDIF

Audio :Always

Pairing:Flashing
Connected :Always

Audio :Always

Pairing : Click
Switch Code : Double Click
Reset:Long Press 5S
Switch BT/LE : 5 Hits

Tips:

Coaxial is preferred in SPDIF mode



Audio Output

Audio Input

5V Power

PC/OTG